






# Wisconsin Information Network For Safety




These items may be used by any organization to promote the use of safety belts and other occupant protection systems at parades, exhibits, conferences, schools, and special events. Items must be returned in the same condition as when borrowed. Contact WINS for more information. All requests will be filled on a first come, first serve basis. Also contact WINS for ideas on peer education programs with Buckle Bear, parade ideas and programs for elementary schools with Vince and Larry, car safety seat checkups and other types of displays and presentations.

Call: 1-866-511-9467 Fax: 715-346-0003 Email: [wins9467@sbcglobal.net](mailto:wins9467@sbcglobal.net) web-site: [www.wcpsa.com](http://www.wcpsa.com)

## Items available for loan

Photo	Description	Date Needed
	<p><b>Life size Vince and Larry costumes</b> - We're Vince and Larry, NHTSA's crash test dummies. <i>"You can Learn a Lot from a Dummy,"</i></p>	
	<p><b>Life size Buckle Bear Costumes</b>- One piece zip-up suit with detachable head. <i>Successful for pre-school and elementary age children.</i></p>	
	<p>The <b>BUCKLEBEAR Lap Puppet</b> is easily presented to audiences of any size and comes with scripts and audio tapes. Bike and car seat safety scripts available.</p>	
	<p><b>Life size Clicket the Cricket Costumes</b> - <i>Recommended for a grade school/junior high student or petite adult. Fun to wear at parades or events. Campaign to remind everyone to buckle up.</i></p>	
	<p><b>Fatal Vision Goggles</b> - <i>Fatal Vision® is a training tool used to vividly demonstrate the concept of impairment and the dangers of impaired driving. A sobering view of what impairment can do.</i></p>	
	<p><b>Toy Convincer</b>- Wood ramp, toy van, with mother and child figures. This serves as a great tool to demonstrate what occurs with and without a restraint.</p>	
	<p><b>Check-up event banners</b>- <i>Need visible signs for your next event? WINS now has 2 available for check-out. 42 inch square vinyl banner draws attention to your check-up event. Grommets on each corner allow you to secure the sign.</i></p>	
	<p><b>Egg-helmet</b>- Pretend your head is an egg! Would you like to keep your "egg head" from breaking! Would you like to see how a helmet can protect you? Try an experiment with this egg helmet!</p>	
	<p><b>Hooked on LATCH CD</b>-Two Powerpoint Presentations CEU-ready. 1-Hooked on LATCH basics through pictures, &amp; 2-LATCH and Beyond- 9/2009 Update of LATCH issues. Presentations should be used for refresher classes held by CPS Instructors or seasoned CPS Technicians.</p>	Over ->

	<h1>Videos for loan</h1>	Date Needed
<b>1. Bike Safety Bike Smart (9 Minutes)</b>	Peer to peer approach to teaching elementary and middle school age children how to bike safe. Bike smart.	
<b>2. I'm safe in the car 10 min.</b> DVD-1 or VHS-3	<ul style="list-style-type: none"> <li>- Correct safety belt placement - How to find the safest seat</li> <li>- Why kids need to ride in back - How to help the driver</li> </ul>	
<b>3. Going Places with Buckle Bear.</b> (CD ROM)	Interactive computer CD-Rom for young children and their parents.	
<b>4. No seatbelt, No Excuse</b> (60 sec. PSA)	Brief clip with high impact. What occurs when one occupant does not buckle-up.	
<b>5 Seatbelt Safety</b> (8 minutes)	The Candas Smith story. Produced by UW Hospital & Clinics	
<b>6. Short Films</b> (11 minutes)	German seatbelt films, which show crash dynamics/sequences.	
<b>7. Going Riding</b> (21 minutes)	The Bucklebear team makes it fun to buckle up. Family video for young children.	
<b>8. Simple steps to CPS safety</b> (32 minutes)	CPS techs have created this car seat installation guide with separate sections catered for infants, toddlers, and booster age children. VHS or DVD	
<b>9. Don't Risk Your child's life</b> (21 min.) DVD & VHS	Automotive safety for children in the 21 <sup>st</sup> century. Reviewed 2007. Highlights -airbags, booster, importance of rear -facing, & incompatibility.	

<b>A child passenger safety overview for transportation providers</b> e.g. Daycare, Foster care, HHS, protective services...	The 3-hour interactive presentation packet includes: <ol style="list-style-type: none"> <li>1. Powerpoint</li> <li>2. Interactive skills stations (You will need to provide your car seats &amp; dolls)</li> <li>3. Pre and post test</li> <li>4. Evaluation</li> </ol>	
<b>Enforcing Wisconsin CPS Law</b> (Presentation for law enforcement)	Available soon	

## Where should we send the requested items?

<i>First name</i>		<i>Last Name</i>	
<i>Work Phone #</i>	<i>Home Phone #</i>	<i>Fax #</i>	<i>Mobile #</i>
<i>Primary Email</i>			
<i>Email:</i>			
<i>Company/Organization</i>		<i>Position/Title</i>	
<i>Street Address (No PO Box) Please provide a physical address.</i>			
<i>City:</i>	<i>State:</i>	<i>Zip:</i>	

**Return form to: Fax#:** 715-346-0003 **Email:** [wins9467@sbcglobal.net](mailto:wins9467@sbcglobal.net)  
**Mailing address:** WINS \* 52 Sunset Blvd. \* Stevens Point, WI 54481  
**Call:** 1-866-511-9467 **Web-site:** [www.wcpsa.com](http://www.wcpsa.com)